

Scaled data based on original data using
LM-79-08 Approved Method: Electrical and Photometric Measurements of Solid-
State Lighting Products

Test Report Prepared for
Cooper Lighting Solutions
(formerly Eaton)

Brand: McGRAW-EDISON

Report Number: P955876

Luminaire Tested: **GALN-SB8C-950-U-5MQ**

Issue Date: 1/21/2025

Test Information

Test Method: LM-79-08
Report Number: P955876
TEST IS SCALED FROM IESNA LM-79-08 TEST DATA (G2-2411-289-20)
Test Lab: INNOVATION CENTER
Issue Date: 1/21/2025
Manufacturer: COOPER LIGHTING SOLUTIONS (FORMERLY EATON)
Product Line: MCGRAW-EDISON
Catalog Number: GALN-SB8C-950-U-5MQ
Description: GALLEON AREA AND ROADWAY HIGH DENSITY LED LUMINAIRE
(8) 90 CRI, 5000K, 615mA LIGHTSQUARES WITH 26 LEDS EACH AND TYPE V MEDIUM OPTICS
Light Source: -
Ballast/Driver: -

Summary

Lumens per Lamp: N/A
Luminaire Lumens: 44118 lumens
Efficiency: N/A
Efficacy: 110.4 lumens/watt
Luminous Opening: Rectangular (W 1.5' x L: 1.5' x H: 0')
IES Classification: Type V - Short
BUG Rating: B5 - U0 - G4

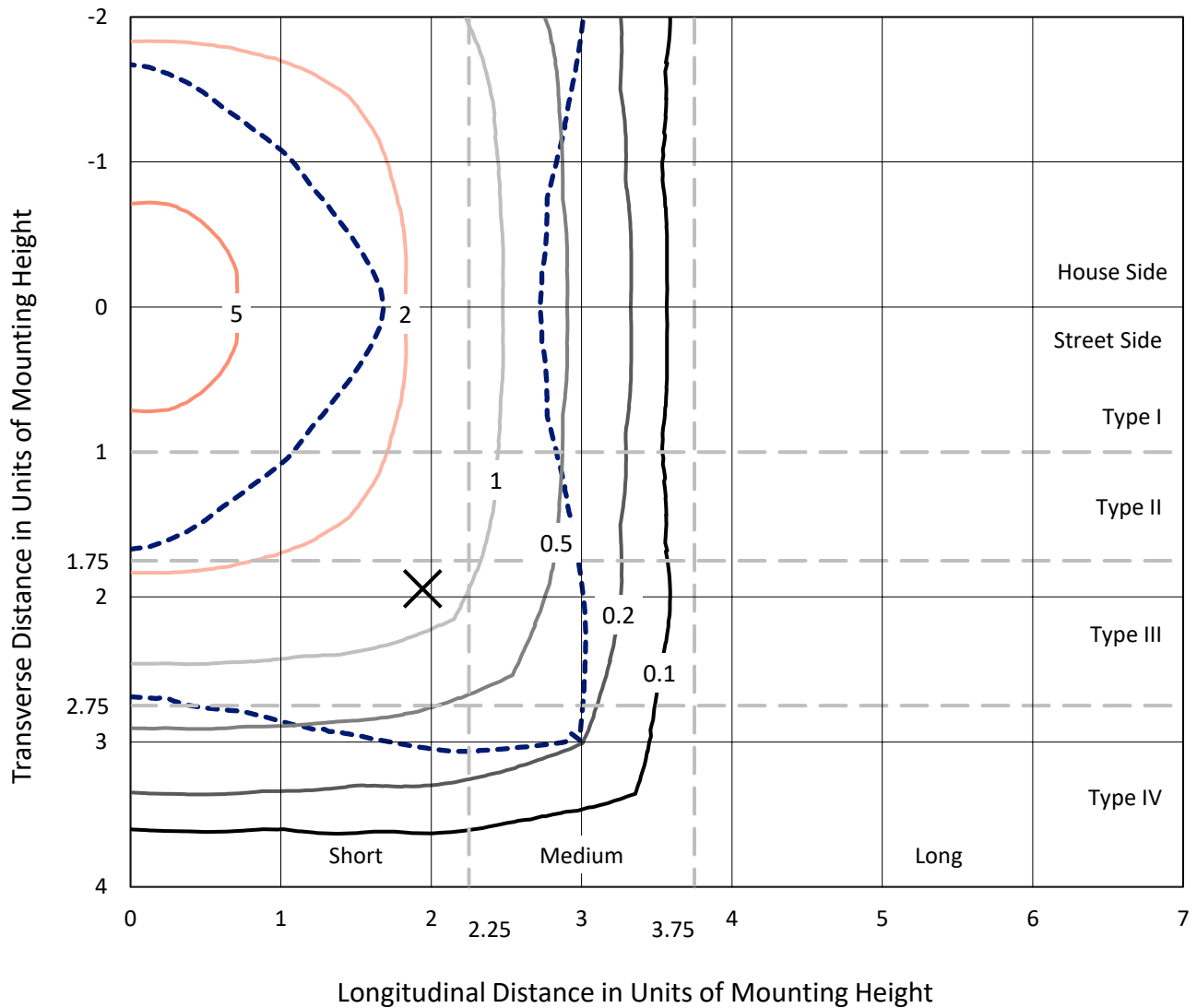
Input Watts (W): 399.8
Input Voltage (V): NR
Input Current (Ain): NR
Voltage Rise (V): NR
Power Factor: NR
Total Harmonic Distortion (THDi): NR
Frequency (hertz): 60
Stabilization Time: NR
Operation Time: NR
Ambient Temperature (°C): NR
Test Distance: 24 FT



REPORT NUMBER: P955876
 CATALOG NUMBER: GALN-SB8C-950-U-5MQ

Iso-Footcandle Lines of Horizontal Illumination

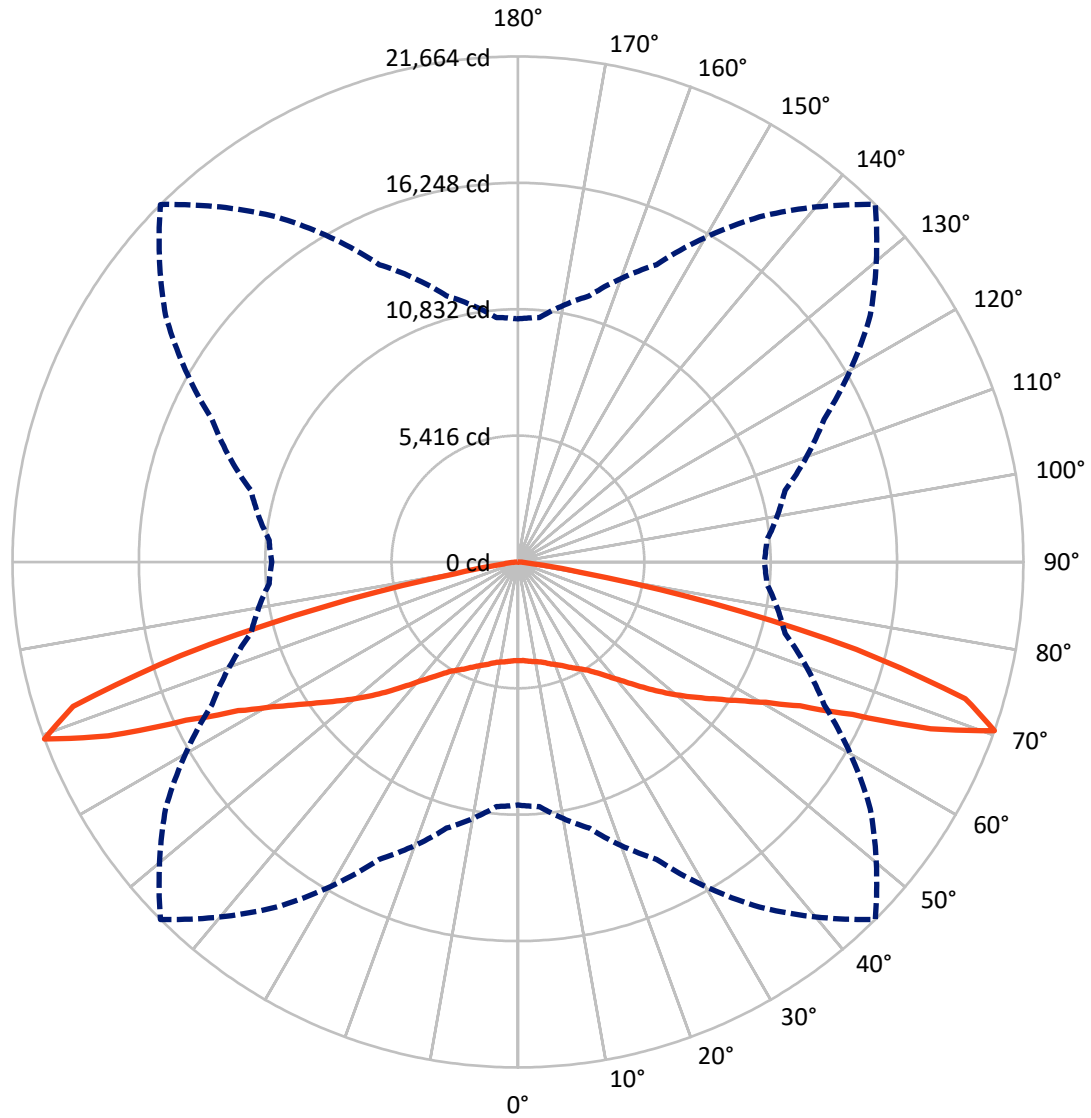
✕ Max cd
 - - - 1/2 Max cd



Based on 25 foot mounting height. Maximum calculated value = 6.8 fc
 Type V - Short - N/A

REPORT NUMBER: P955876
CATALOG NUMBER: GALN-SB8C-950-U-5MQ

Luminous Intensity Polar Plot



— Vertical Plane Through 45-Deg Lateral - - - Horizontal Cone Through 70-Deg Vertical

REPORT NUMBER: P955876

CATALOG NUMBER: GALN-SB8C-950-U-5MQ

FLUX DISTRIBUTION:

		Downward	Upward	Total
House Side	Lumens	22059.0	0.0	22059.0
	% Fixture	50.0	0.0	50.0
Street Side	Lumens	22059.0	0.0	22059.0
	% Fixture	50.0	0.0	50.0
Total	Lumens	44118.0	0.0	44118.0
	% Fixture	100.0	0.0	100.0

Coefficient of Utilization

ZONAL LUMENS:

Zone	Lumens	% Fixture
0°-10°	410.6	0.9
10°-20°	1273.1	2.9
20°-30°	2275.2	5.2
30°-40°	3688.0	8.4
40°-50°	6007.2	13.6
50°-60°	9159.0	20.8
60°-70°	13625.6	30.9
70°-80°	7426.4	16.8
80°-90°	252.9	0.6
90°-100°	0.0	0.0
100°-110°	0.0	0.0
110°-120°	0.0	0.0
120°-130°	0.0	0.0
130°-140°	0.0	0.0
140°-150°	0.0	0.0
150°-160°	0.0	0.0
160°-170°	0.0	0.0
170°-180°	0.0	0.0
0°-90°	44118.0	100.0
0°-180°	44118.0	100.0



REPORT NUMBER: P955876

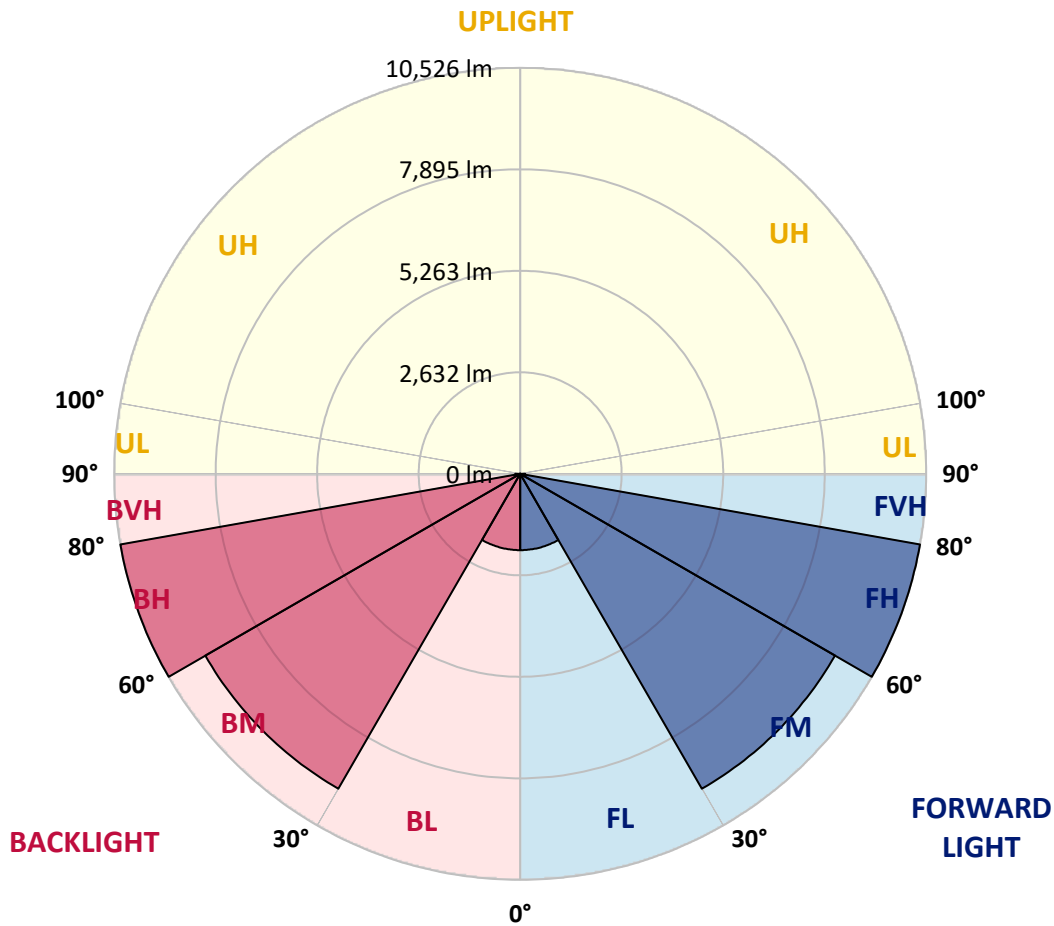
CATALOG NUMBER: GALN-SB8C-950-U-5MQ

LUMINAIRE CLASSIFICATION SYSTEM LUMEN TABLE AND BUG RATING:

Zone	Lumens	% Fixture	Zone Rating/Lumen Limit		
			B	U	G
FL (0°-30°)	1979.4	4.5			
FM (30°-60°)	9427.1	21.4			
FH (60°-80°)	10526.0	23.9			G4/12000
FVH (80°-90°)	126.4	0.3			G2/225
BL (0°-30°)	1979.4	4.5	B3/2500		
BM (30°-60°)	9427.1	21.4	B5		
BH (60°-80°)	10526.0	23.9	B5		G4/12000
BVH (80°-90°)	126.4	0.3			G2/225
UL (90°-100°)	0.0	0.0		U0/0	
UH (100°-180°)	0.0	0.0		U0/0	

BUG Rating: B5-U0-G4

Type V Short



REPORT NUMBER: P955876
 CATALOG NUMBER: GALN-SB8C-950-U-5MQ

CANDELA DISTRIBUTION (FULL):

	0°	5°	15°	25°	35°	45°	55°	65°	75°	85°
0°	4226.0	4226.0	4226.0	4226.0	4226.0	4226.0	4226.0	4226.0	4226.0	4226.0
2.5°	4246.0	4250.4	4241.6	4237.1	4232.7	4226.0	4228.3	4239.3	4248.2	4246.0
5°	4281.4	4285.9	4279.2	4277.0	4268.1	4265.9	4265.9	4277.0	4283.6	4279.2
7.5°	4321.3	4327.9	4316.9	4314.6	4310.2	4305.8	4303.6	4314.6	4321.3	4321.3
10°	4358.9	4365.6	4356.7	4350.1	4345.7	4345.7	4341.2	4350.1	4361.2	4358.9
12.5°	4398.8	4403.2	4394.4	4390.0	4390.0	4396.6	4390.0	4394.4	4403.2	4398.8
15°	4447.5	4449.8	4447.5	4454.2	4465.3	4487.4	4467.5	4463.0	4467.5	4456.4
17.5°	4514.0	4518.4	4527.3	4542.8	4558.3	4598.2	4562.7	4551.6	4551.6	4529.5
20°	4595.9	4602.6	4615.9	4642.5	4662.4	4700.0	4664.6	4649.1	4642.5	4613.7
22.5°	4682.3	4693.4	4713.3	4748.8	4784.2	4819.6	4784.2	4757.6	4737.7	4700.0
25°	4782.0	4795.3	4826.3	4883.9	4932.6	4983.5	4941.5	4888.3	4848.4	4795.3
27.5°	4923.7	4939.2	4976.9	5047.8	5109.8	5154.1	5114.2	5045.6	4990.2	4926.0
30°	5123.1	5138.6	5182.9	5258.2	5300.3	5329.1	5302.5	5249.3	5182.9	5109.8
32.5°	5380.0	5399.9	5448.7	5519.6	5528.4	5532.8	5524.0	5497.4	5448.7	5360.1
35°	5705.6	5727.8	5783.1	5840.7	5831.9	5840.7	5827.4	5818.6	5783.1	5681.2
37.5°	6104.3	6130.9	6188.5	6232.8	6210.6	6199.5	6201.7	6204.0	6184.0	6071.1
40°	6567.2	6602.6	6644.7	6691.2	6653.6	6620.4	6642.5	6660.2	6642.5	6527.3
42.5°	7043.4	7094.4	7138.7	7205.1	7174.1	7132.0	7163.0	7183.0	7145.3	7021.3
45°	7572.8	7621.5	7679.1	7778.8	7756.6	7712.3	7756.6	7761.0	7696.8	7550.6
47.5°	8119.9	8170.8	8257.2	8390.1	8381.2	8332.5	8390.1	8359.1	8277.1	8102.1
50°	8638.1	8709.0	8841.9	9028.0	9045.7	8985.9	9063.4	9003.6	8866.3	8647.0
52.5°	9125.4	9200.7	9411.2	9663.7	9727.9	9650.4	9754.5	9650.4	9444.4	9163.1
55°	9637.1	9721.2	9971.5	10301.5	10430.0	10372.4	10469.9	10312.6	10020.3	9679.2
57.5°	10239.5	10290.5	10589.5	10981.5	11198.6	11211.9	11256.2	10990.4	10636.0	10248.4
60°	10892.9	10963.8	11289.4	11759.0	12102.3	12213.0	12166.5	11772.2	11360.3	10915.1
62.5°	11730.2	11807.7	12197.5	12760.1	13302.7	13577.4	13395.8	12824.3	12314.9	11781.1
65°	12423.4	12509.8	13214.2	14217.5	15205.4	15756.9	15300.6	14248.5	13331.5	12578.5
67.5°	11920.6	12027.0	13132.2	14975.0	17431.3	19077.0	17515.5	15200.9	13404.6	12383.6
70°	10418.9	10518.6	11807.7	14060.2	18058.2	21664.0	18434.7	14474.4	11849.8	10706.9
72.5°	6917.2	7238.3	8542.9	11245.1	16124.5	20047.1	16284.0	11017.0	7924.9	6901.7
75°	2294.6	2551.6	3442.0	5829.6	10799.9	14992.7	10281.6	5158.5	2726.6	1962.4
77.5°	578.1	666.7	919.2	1667.8	4308.0	8536.3	3878.3	1362.2	742.0	518.3
80°	281.3	310.1	443.0	555.9	1078.7	2713.3	1012.2	522.7	350.0	270.2
82.5°	155.0	157.3	250.3	314.5	400.9	702.1	416.4	305.7	201.6	163.9
85°	95.2	93.0	132.9	168.3	168.3	250.3	199.3	168.3	115.2	101.9
87.5°	37.7	37.7	48.7	53.2	46.5	64.2	50.9	55.4	44.3	42.1
90°	0.0	0.0	0.0	0.0	0.0	0.0	0.0	0.0	0.0	0.0

(END C

90°
4226.0
4248.2
4281.4
4321.3
4358.9
4396.6
4456.4
4529.5
4613.7
4697.8
4793.1
4923.7
5109.8
5362.3
5681.2
6071.1
6527.3
7030.1
7566.1
8091.1
8642.6
9136.5
9632.6
10195.2
10844.2
11688.1
12454.4
12230.7
10554.0
6678.0
1856.1
462.9
248.1
163.9
106.3
44.3
0.0

OF REPORT)